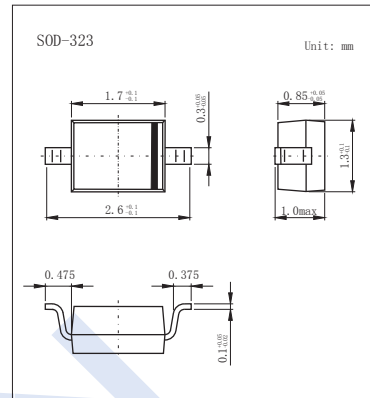
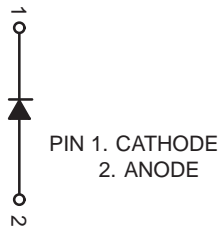


Rectifier Diodes

RR264M-400W

■ Features

- Small power mold type (PMDU)
- High Reliability



■ Absolute Maximum Ratings $T_a = 25^\circ\text{C}$

Parameter	Symbol	Rating	Unit
Reverse voltage	V_{RM}	400	V
Forward current	I_F	1	A
Peak forward surge current (60Hz1cyc)	I_{FM}	25	
Average rectified forward current *1	I_o	0.7	
Junction Temperature	T_J	150	$^\circ\text{C}$
Storage temperature range	T_{stg}	-55 to 150	

*1 Mounting on epoxy board. 180°Half sine wave

■ Electrical Characteristics $T_a = 25^\circ\text{C}$

Parameter	Symbol	Test Conditions	Min	Typ	Max	Unit
Reverse breakdown voltage	V_R	$I_R = 100 \mu\text{A}$	400			V
Forward voltage	V_{F1}	$I_F = 0.7\text{A}$			1.1	
Reverse voltage leakage current	I_{R1}	$V_R = 400\text{V}$			10	μA

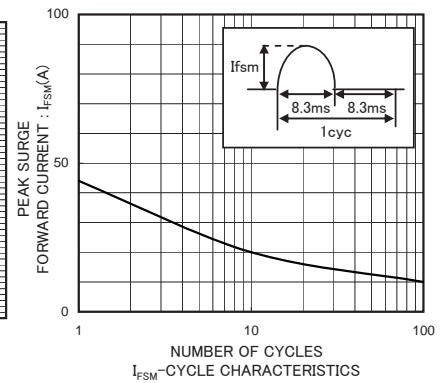
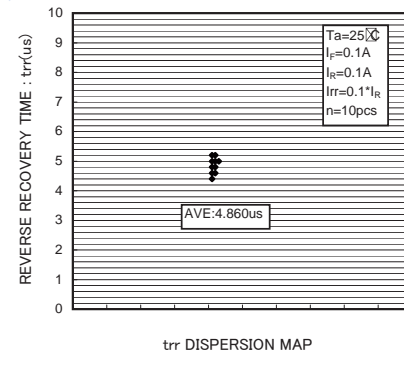
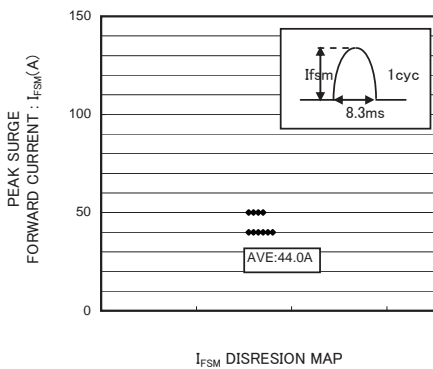
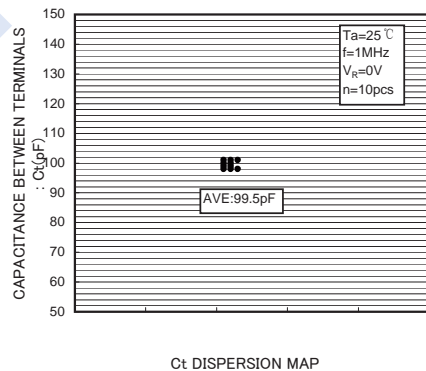
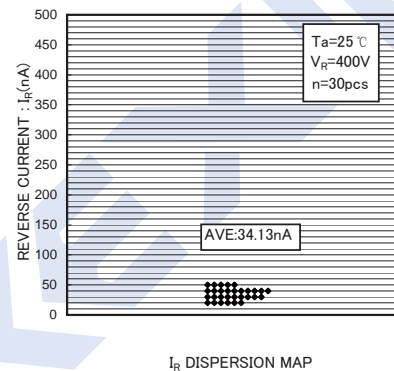
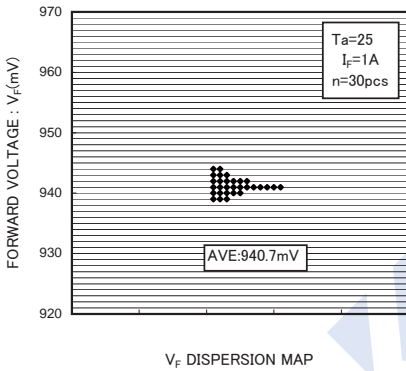
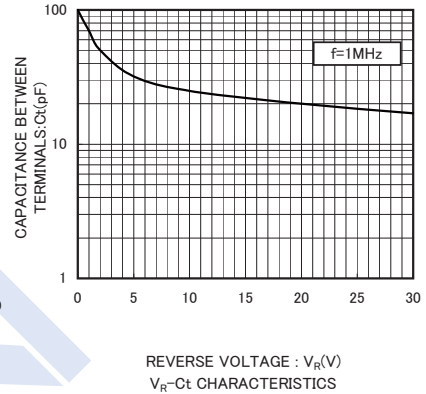
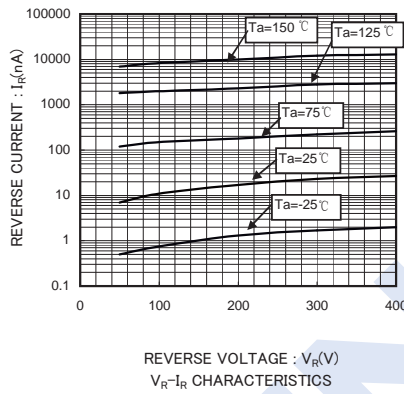
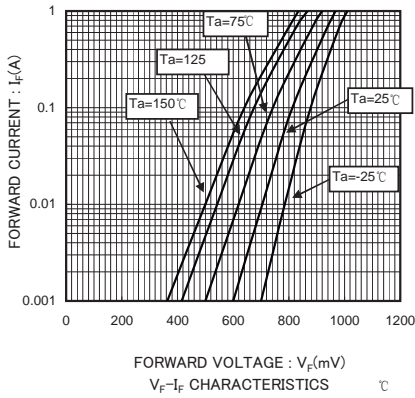
■ Marking

NO.	RR264M-400W
Marking	24

Rectifier Diodes

RR264M-400W

■ Typical Characteristics



Rectifier Diodes RR264M-400W

Typical Characteristics

